

Friday, Nov 20, 2015

## University reminds campus community of snow emergency policy

To promote personal safety and efficient parking lot maintenance during the winter months, the University is encouraging campus community members to review **Policy 483 – Parking in a Snow Emergency**.

This policy requires that vehicles on campus be moved to specific lots whenever a snow emergency is declared – usually when 3 or more inches of snow has fallen or is forecast to fall.

Snow emergencies will typically be effective between 10 p.m. the day they are declared and 6 a.m. the following day. Prior to that time period, vehicles must be moved to the covered levels of the P-29 and P-32 parking structures or to the Ann V. Nicholson and Matthews Court student apartment parking lots.

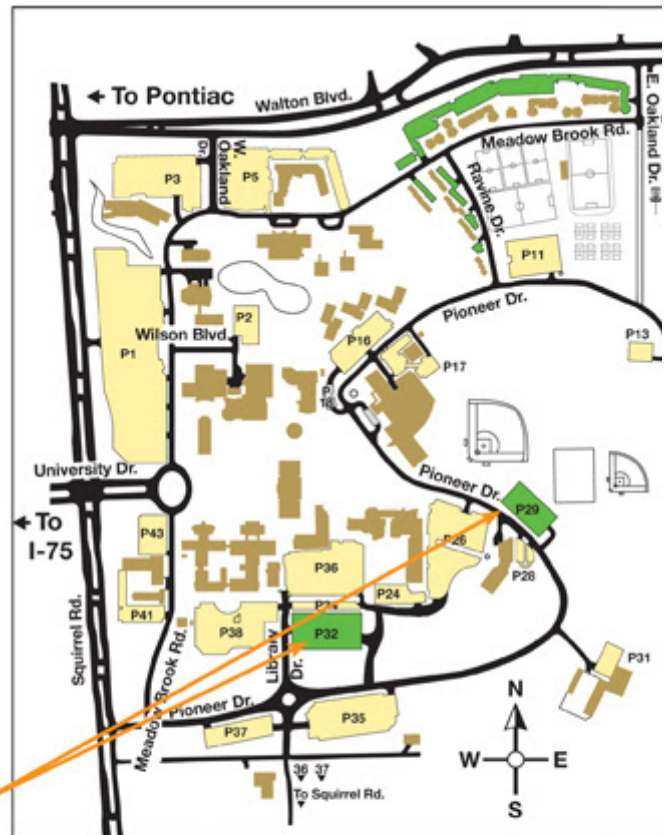
**All other Main Campus lots are designated snow emergency lots subject to Policy 483. All vehicles left in them during snow emergencies will be impounded at the owners' expense.** This includes vehicles parked in spaces where overnight parking is otherwise permitted.

The University will announce snow emergencies in a timely fashion, and will use multiple communication channels – including **text alerts**, email messages, web articles and social media posts – to get the word out.



All campus community members with a vehicle on Main Campus late in the evening or overnight during the winter season is encouraged to stay mindful of approaching weather conditions and the possibility of a snow emergency.

It is also important to note that the declaration of a snow emergency will not necessarily mean that University classes have been canceled or that the campus has been closed. Campus-wide class cancellations and University closure decisions will be made independently as outlined in **Policy 482**.

For detailed information on the snow emergency policy and tips on how to avoid violations and related costs, visit the Oakland University Police Department **website**.



### SNOW EMERGENCY LOTS AND EXEMPT PARKING ARE

-  Snow Emergency lots that must be cleared of vehicles prior to plowing activity
-  Lots where parking is permitted during a snow emergency.

The top levels of parking structures are designated snow emergency lots and must be vacated during a snow emergency.